

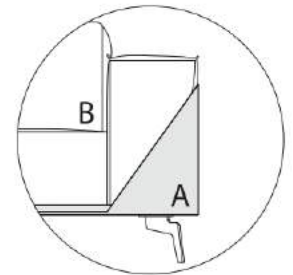
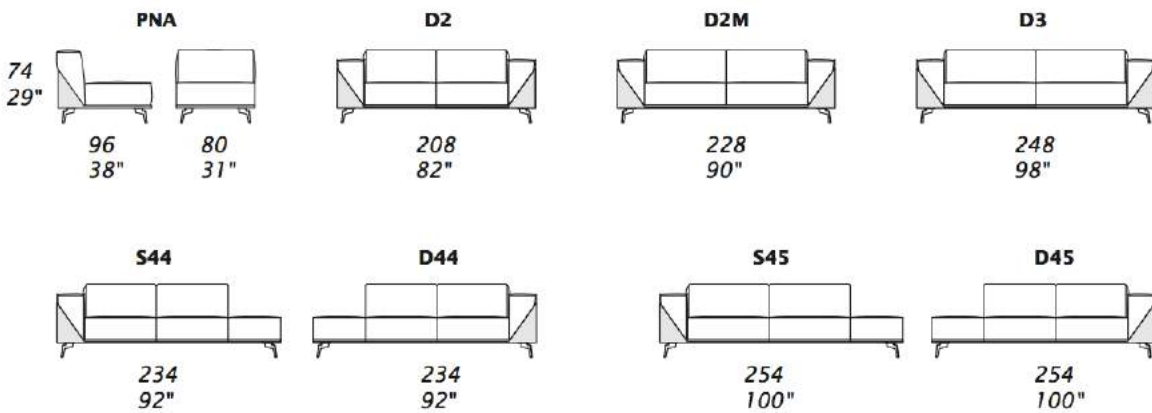
Edwin

Manufactured by Gamma | Design by Dandy



*Picture for Reference Only

Standard Sofa Configurations:



TECHNICAL INFORMATION

- Hard wood frame, seat suspensions in reinforced elastic webbing.
- Seat depth 62 cm – 24".
- Seat height 44 cm – 17".
- Armrest width 29 cm – 11".
- Armrest height 64 cm – 25".
- Seat and back cushions in polyurethane covered with feather.
- Legs height 15 cm – 6" available in: chrome, dark chrome-titanium or painted metal.
- Special stitching CUC 508 "Punto Cavallo".

Edwin Cont. (1)

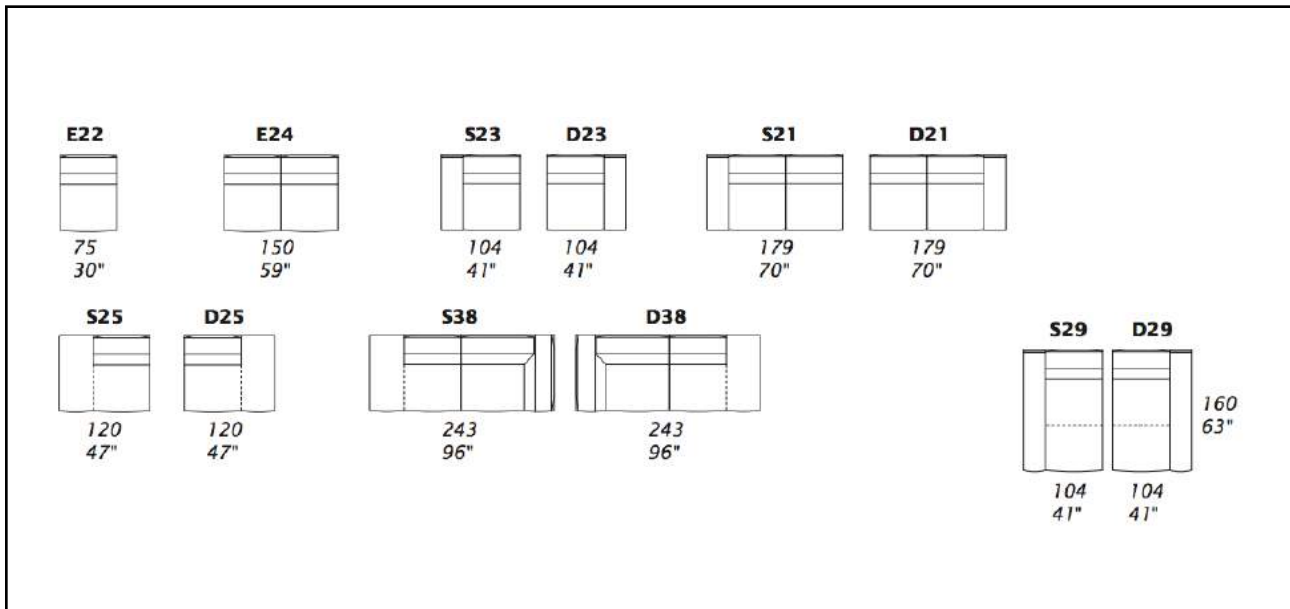
Manufactured by Gamma | Design by Dandy



- Mixing above groups (X - Y - J) will create sectionals with different seat widths.
- Corner pieces E01 and S01/D01 are odd pieces and can be used with all above groups X - Y - J.
- Suggested headrest PG7.

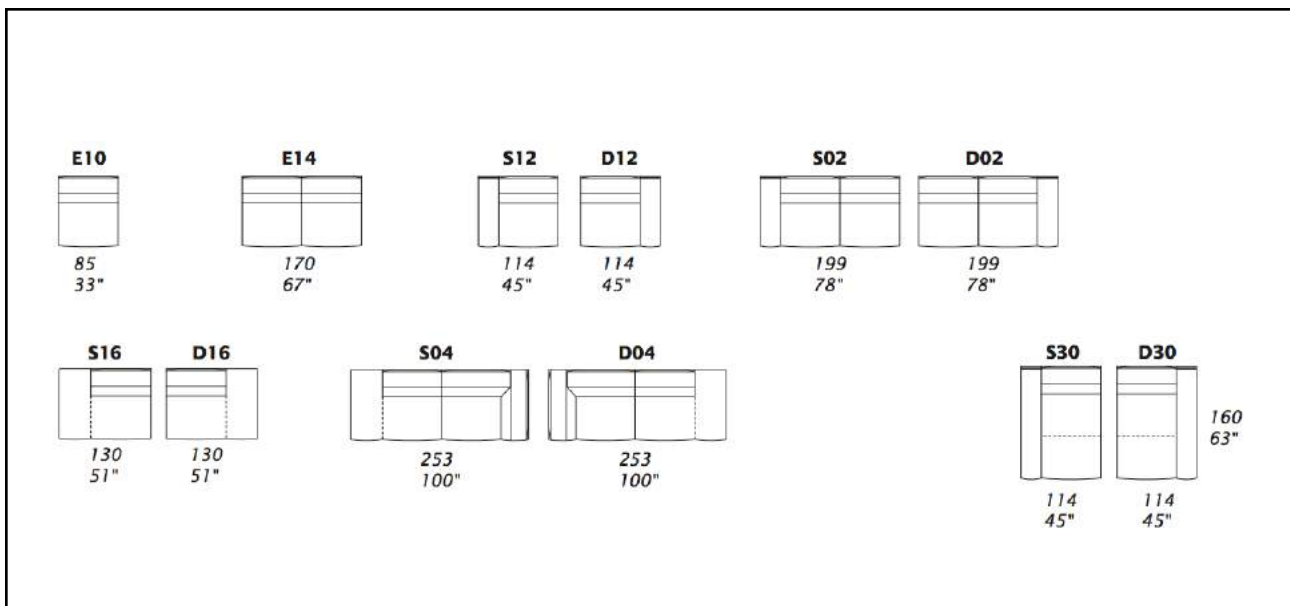
All items in group X have the same seat width

X



All items in group Y have the same seat width

Y



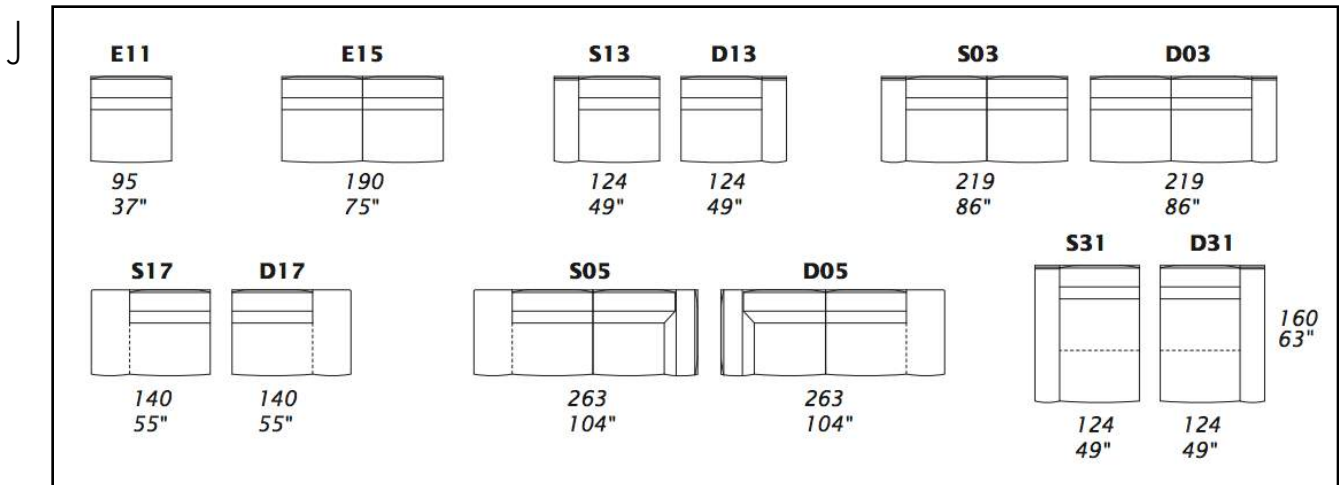
Edwin Cont. (2)

Manufactured by Gamma | Design by Dandy



- Mixing above groups (X - Y - J) will create sectionals with different seat widths.
- Corner pieces E01 and S01/D01 are odd pieces and can be used with all above groups X - Y - J.
- Suggested headrest PG7.

All items in group J have the same seat width



Misc:

